

COUNTRY[®] ESTATE

FENCE & RAILING

ALUMINUM SERIES

Uwchland, PA



ALUMINUM GUIDE

ALUMINUM SERIES




**Safety, Security, and Peace of Mind
for you and your family.**

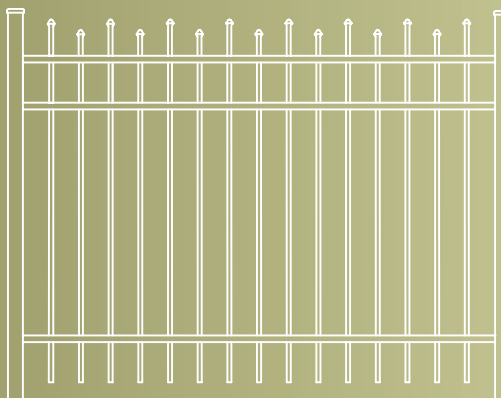
ALL ALUMINUM PRODUCTS ARE COVERED BY THE ORIGINAL
OEM MANUFACTURER'S LIMITED LIFETIME WARRANTY.



AS-110 BERWYN




AS-115 HAVERFORD



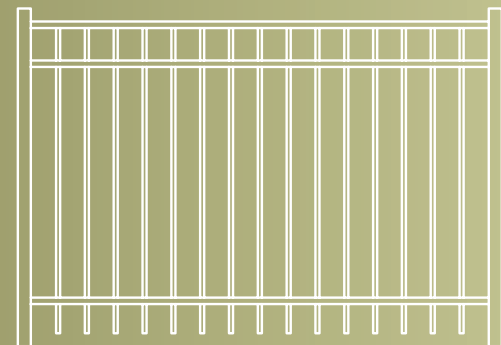
ALUMINUM SERIES




AS-1 DEVON



AS-120 STRAFFORD




AS-121 STRAFFORD DROP BOTTOM




ALUMINUM SERIES



AS-125 EDMONT




AS-126 EDMONT DROP BOTTOM




GATES

Single Straight Top



Single Arch Top



Straight Top Double Drive Gate



These gates are shown in one style (AS-120) as an example. Gates can be produced in all styles. Drawings not to scale.

Ball Caps



Rings



Finials



Scrolls



Ball Caps

Reminiscent of turn-of-the-century estate fences, these ball caps are the finishing touch for any fence style.

Finials

- **Type A.** The quad finial is decorative option for any fence you select. Cast with a rustfree color coating.
- **Type B.** With its medieval shape, the triad finial tops any fence with the style of tradition.


Rings

Rings are created to soften the linear face of any fence.

Small Scrolls

- These scrolls are designed to add a touch of elegance to the fence of your choice.

Continuous Arch Double Drive Gate



Estate Double Drive Gate



STYLE OVERVIEW


| Style Name | Style # | Grade | Color: Black / Bronze | Rail Option | Finlals | Rings | Puppy Picket | Bottom Rail Position | Boca Heights | Standard Height Range |
|----------------|---------|-------------|-----------------------|-------------|---------|-------|--------------|----------------------|----------------------------------|---|
| Berwyn | 110 | Residential | Both | Both | Yes | Yes | Yes | Thru Picket | 6' (3R) or (4R) | (3') (3.5') (4') (4.5') (5') (6') |
| Berwyn | 210 | Commercial | Both | Both | Yes | Yes | Yes | Thru Picket | 6' (3R) or (4R) | (3') (3.5') (4') (4.5') (5') (6') (7') (8') |
| Berwyn | 310 | Industrial | Both | Square | Yes | No | Yes | Thru Picket | 6' (3R) or (4R) | (4') (4.5') (5') (6') (7') (8') |
| Berwyn (FB) | 111 | Residential | Both | Both | Yes | Yes | Yes | Flush | 5' (3R) 6' (3R) & (4R) | (3') (3.5') (4') (4.5') (5') (6') |
| Berwyn (FB) | 211 | Commercial | Both | Both | Yes | Yes | Yes | Flush | 5' (3R) 6' (3R) & (4R) | (3') (3.5') (4') (4.5') (5') (6') (7') (8') |
| Berwyn (FB) | 311 | Industrial | Both | Square | Yes | No | Yes | Flush | 5' (3R) 6' (3R) & (4R) | (4') (4.5') (5') (6') (7') (8') |
| Devon | 1 | Residential | Both | Both | No | No | Yes | Flush | 4' (2R) | (3') (3.5') (4') |
| Devon | 2 | Commercial | Both | Both | No | No | Yes | Flush | 4' (2R) | (3') (3.5') (4') |
| Devon | 3 | Industrial | Both | Square | No | No | Yes | Flush | 4' (2R) | (3') (4') |
| Edgemont | 125 | Residential | Both | Both | Yes | Yes | Yes | Thru Picket | 5' (3R) 6' (3R) & (4R) | (3') (3.5') (4') (4.5') (5') (6') |
| Edgemont | 225 | Commercial | Both | Both | Yes | Yes | Yes | Thru Picket | 5' (3R) 6' (3R) & (4R) | (3') (3.5') (4') (4.5') (5') (6') (7') (8') |
| Edgemont | 325 | Industrial | Both | Square | Yes | No | Yes | Thru Picket | 5' (3R) 6' (3R) & (4R) | (4') (4.5') (5') (6') (7') (8') |
| Edgemont (FB) | 126 | Residential | Both | Both | Yes | Yes | Yes | Flush | 4.5' (3R) 5' (3R) 6' (3R) & (4R) | (3') (3.5') (4') (4.5') (5') (6') |
| Edgemont (FB) | 226 | Commercial | Both | Both | Yes | Yes | Yes | Flush | 4.5' (3R) 5' (3R) 6' (3R) & (4R) | (3') (3.5') (4') (4.5') (5') (6') (7') (8') |
| Edgemont (FB) | 326 | Industrial | Both | Square | Yes | No | Yes | Flush | 4.5' (3R) 5' (3R) 6' (3R) & (4R) | (4') (4.5') (5') (6') (7') (8') |
| Haverford | 115 | Residential | Both | Both | Yes | Yes | Yes | Thru Picket | 6' (3R) or (4R) | (3') (3.5') (4') (4.5') (5') (6') |
| Haverford | 215 | Commercial | Both | Both | Yes | Yes | Yes | Thru Picket | 6' (3R) or (4R) | (3') (3.5') (4') (4.5') (5') (6') (7') (8') |
| Haverford | 315 | Industrial | Both | Square | Yes | No | Yes | Thru Picket | 6' (3R) or (4R) | (4') (4.5') (5') (6') (7') (8') |
| Haverford (FB) | 116 | Residential | Both | Both | Yes | Yes | Yes | Flush | 5' (3R) 6' (3R) & (4R) | (3') (3.5') (4') (4.5') (5') (6') |
| Haverford (FB) | 216 | Commercial | Both | Both | Yes | Yes | Yes | Flush | 5' (3R) 6' (3R) & (4R) | (3') (3.5') (4') (4.5') (5') (6') (7') (8') |
| Haverford (FB) | 316 | Industrial | Both | Square | Yes | No | Yes | Flush | 5' (3R) 6' (3R) & (4R) | (4') (4.5') (5') (6') (7') (8') |
| Strafford | 120 | Residential | Both | Both | No | Yes | Yes | Thru Picket | 5' (3R) 6' (3R) & (4R) | (3') (3.5') (4') (4.5') (5') (6') |
| Strafford | 220 | Commercial | Both | Both | No | Yes | Yes | Thru Picket | 5' (3R) 6' (3R) & (4R) | (3') (3.5') (4') (4.5') (5') (6') (7') (8') |
| Strafford | 320 | Industrial | Both | Square | No | No | Yes | Thru Picket | 5' (3R) 6' (3R) & (4R) | (4') (4.5') (5') (6') (7') (8') |
| Strafford (FB) | 121 | Residential | Both | Both | No | Yes | Yes | Flush | 4.5' (3R) 5' (3R) 6' (3R) & (4R) | (3') (3.5') (4') (4.5') (5') (6') |
| Strafford (FB) | 221 | Commercial | Both | Both | No | Yes | Yes | Flush | 4.5' (3R) 5' (3R) 6' (3R) & (4R) | (3') (3.5') (4') (4.5') (5') (6') (7') (8') |
| Strafford (FB) | 321 | Industrial | Both | Square | No | No | Yes | Flush | 4.5' (3R) 5' (3R) 6' (3R) & (4R) | (4') (4.5') (5') (6') (7') (8') |

References to Pool Code compliance used throughout this brochure should only be used as a general guideline. Please consult your local inspector, code official, or governing compliance officer to determine Pool Code requirements.

SPECIFICATIONS

Residential Grade - Aluminum Series

| | |
|---------------------|--|
| Pickets | .625" X .625" X .045" wall |
| Plain Stringer | 1" X 1" X .080" wall |
| Decorative Stringer | 1" X 1.125" X .080" wall |
| Posts | 2" X 2" X .062" wall |
| Gate Posts | 2" X 2" X .125" wall |
| Picket Spacing | 4.45" oc |
| Space Between | 3.825" (3-13/16") |
| Heights Available | 36", 42", 48", 54", 60", 72" |
| Alloy | 6063 Pickets & Rails / 6005 Posts |
| Optional Posts: | 2.5" X 2.5" X .075" wall 2.5" X 2.5" X .100" wall 3" X 3" X .125" wall |
| Alloy | 6105-T5-35,000 PSI |
| Optional Post | 2.5" x 2.5" industrial post 2.5" x 2.5" x 0.075" wall |



Picket/Rail: Residential, Commercial, Industrial

Commercial Grade - Aluminum Series


| | |
|---------------------|--|
| Pickets | .75" X .75" X .05" wall |
| Plain Stringer | 1.25" X 1.25" X .080" wall |
| Decorative Stringer | 1.36" X 1.125" X .085" wall |
| Posts | 2" X 2" X .062" wall 2.5" X 2.5" X .075" wall |
| Gate Posts | 2" X 2" X .125" wall 2.5" X 2.5" X .100" wall |
| Picket Spacing | 4.312" oc |
| Space Between | 3.562" (3-11/16") |
| Heights Available | 36", 42", 48", 54", 60", 72", 84", 96" |
| Alloy | 6063 Pickets & Rails / 6005 Posts |
| Optional Posts: | 2" X 2" X .062" wall 3" X 3" X .125" wall |
| Alloy | 6105-T5-35,000 PSI |
| Optional Post | 2" x 2" x .060" wall 3" x 3" x 0.075" wall |




Picket: Residential, Commercial, Industrial

Industrial Grade - Aluminum Series

| | | |
|-------------------|---|---------|
| Pickets | 1" X 1" X .06" wall | |
| Plain Stringer | 1.625" X 1.625" X .100" wall | |
| Posts | 2.5" X 2.5" X .075" wall | |
| Gate Posts | 2.5" X 2.5" X .100" wall X .125" wall | 3" X 3" |
| Picket Spacing | 5" oc | |
| Space Between | 4" | |
| Heights Available | 36", 42", 48", 54", 60", 72", 84", 96" | |
| Alloy | 6063 Pickets & Rails / 6005 Posts | |
| Optional Posts: | 3" X 3" X .125" wall X .125" wall | 4" X 4" |
| Style SR 7,8 | 1.50" | |
| Heights Available | 36", 42", 48", 60", 72" | |
| Alloy | 6105-T5-35,000 PSI | |
| Optional Post | 3" x 3" x .125" wall 2.5" x 2.5" x 0.075" wall | |



Deco Rail: Residential & Commercial



Square Rail: Residential Stringer & Header



***Also see our Vinyl, Wood, and Handrail
Style Guides for more options!***

AUTHORIZED INDEPENDENT COUNTRY ESTATE DEALER

**COUNTRY
ESTATE**
FENCE & RAILING

ALUMINUM SERIES

CEFU 2/2015